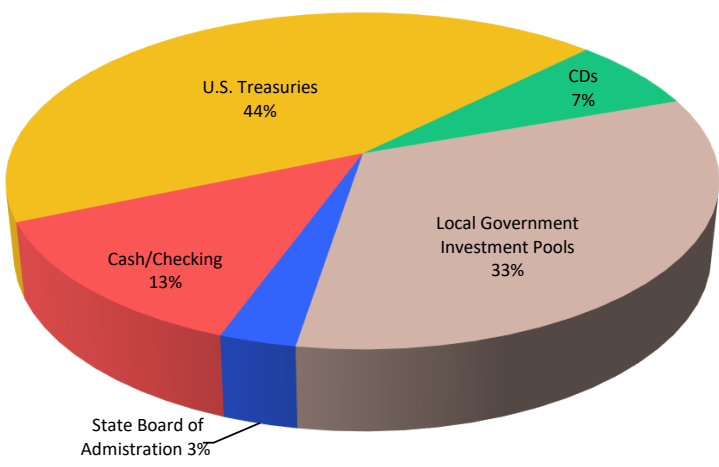


June 2025 Investment Report



Allocation by Investment Type

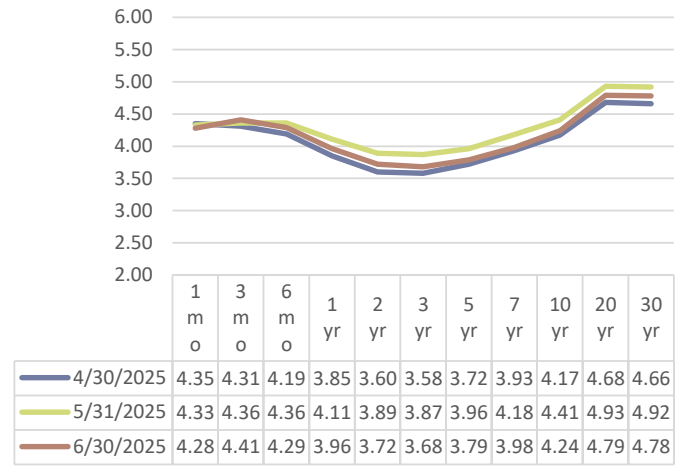


Current Yields as of June 2025

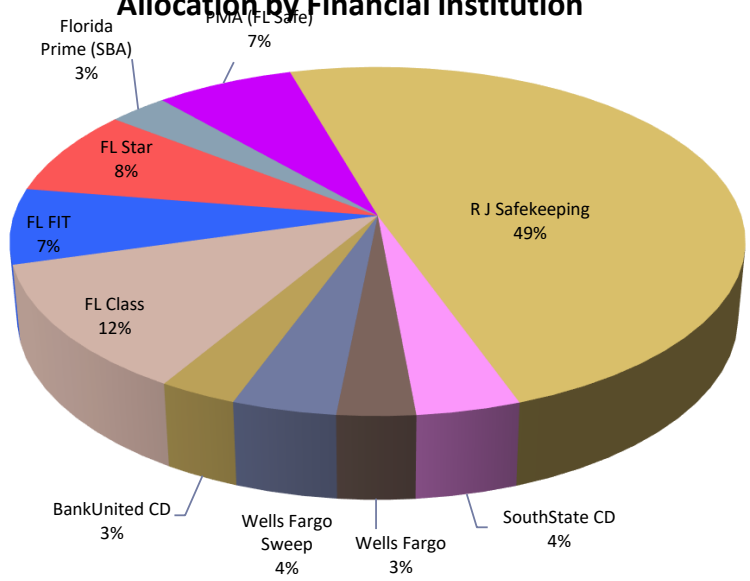
Portfolio : 3.71%

- 1 Month Treasury : 4.28%
- 3 Month Treasury : 4.41%
- 6 Month Treasury : 4.29%
- 1 Year Treasury : 3.96%
- 2 Year Treasury : 3.72%
- 3 Year Treasury : 3.68%
- 5 Year Treasury : 3.79%
- 10 Year Treasury : 4.24%
- 20 Year Treasury : 4.79%

Treasury Yield Curve (Past 3 Months)



Allocation by Financial Institution



Interest/Dividend Detail June 2025

<u>Bank/Firm</u>	<u>Int./Divid.</u>
SouthState CD	\$53,673
FL Class	\$45,124
R J Safekeeping	\$40,000
FL Star	\$24,960
R J Safekeeping	\$22,350
FL FIT	\$21,712
PMA (FL Safe)	\$20,876
Wells Fargo Sweep	\$10,755
Florida Prime (SBA)	\$10,084
R J Safekeeping	\$9,625
R J Safekeeping	\$7,578
Other	\$57,314
Accrued-See Detail	\$77,488.06

Upcoming Maturities

08/22/25	BankUnited CD CD-3432
09/01/25	R J Safekeeping 3140JAVC9
09/21/25	SouthState CD CD-68112
10/01/25	R J Safekeeping 3140JB7B6
11/18/25	SouthState CD CD-3350
01/01/26	R J Safekeeping 3138LCT54
01/21/26	BankUnited CD CD-4473
01/25/26	BankUnited CD CD-3136
03/13/26	R J Safekeeping 3130AV6J6
05/01/26	R J Safekeeping 3140HTT66
06/12/26	R J Safekeeping 3130AWAH3
07/01/26	R J Safekeeping 3138LECC3
07/30/26	R J Safekeeping 3133EPZY4
12/18/26	R J Safekeeping 3135G06L2
02/26/27	R J Safekeeping 3130ALGL2

JUNE
ACCRUED INTEREST DETAIL



	Investment Desc	Accrued
1	Fed Mtg Note (Ray James)	6,666.66
3	Fed Mtg Note (Ray James)	1,858.34
4	BankUnited CD	3,161.35
5	Fed Mtg Note (Ray James)	6,744.81
6	BankUnited CD	3,212.79
7	Fed Mtg Note (Ray James)	641.65
8	Fed Farm Credit Bank (Ray J:	6,666.68
9	Fed Mtg Note (Ray James)	6,900.00
10	Fed Farm Credit Bank (Ray J:	3,416.66
16	Fed Mtg Note (Ray James)	4,166.67
18	Fed Mtg Note (Ray James)	7,816.66
22	BankUnited CD	3,162.72
24	Fed Mtg Note (Ray James)	4,000.00
26	Fed Mtg Note (Ray James)	7,500.00
29	Fed Mtg Note (Ray James)	3,750.00
30	Fed Mtg Note (Ray James)	993.33
33	South State CD	3,178.90
34	South State CD	3,650.84
		77,488.06

	% of Invested	In
<u>Policy Maximums</u>	<u>Total</u>	<u>Compliance</u>
95% US Treasury Max	44.0%	Yes
40% Gov't Enterprises Max	0.0%	Yes
75% Local Gov't Invest Pools Max	33.0%	Yes
5% State Board of Admin Max	3.0%	Yes
10% State & Local Gov't Max	0.0%	Yes
40% CD's Max	7.0%	Yes
10% Corporate Debt Max	0.0%	Yes
40% Commercial Paper	0.0%	Yes
10% Repurchase Agreements Max	0.0%	Yes
<u>Individual Security Max</u>		
25% Max in Single Security	4.9%	Yes
<u>Individual Financial Institution Max</u>		
50% Max in any One Institution	12.2%	Yes
(No R J Safekeeping included)		

Current Holdings - Detail



Type	Broker/Dealer	ID	% of Holdings	Maturity	Rate	Balance
Cash	Wells Fargo	4355704495	3.47%	N/A	0.00%	\$3,092,201
Cash	R J Safekeeping	RJ-603D0210	4.92%	N/A	1.55%	\$4,386,843
Cash	Wells Fargo Sweep	DDA 435570449	3.80%	N/A	4.21%	\$3,390,685
Certificates of Deposit (QPD's)	BankUnited CD	CD-3136	1.12%	1/25/26	3.83%	\$1,000,000
Certificates of Deposit (QPD's)	BankUnited CD	CD-4473	1.12%	1/21/26	3.83%	\$1,000,000
Certificates of Deposit (QPD's)	BankUnited CD	CD-3432	1.12%	8/22/25	3.83%	\$1,000,000
Certificates of Deposit (QPD's)	SouthState CD	CD-3350	2.46%	11/18/25	4.03%	\$2,189,854
Certificates of Deposit (QPD's)	SouthState CD	CD-68112	1.23%	9/21/25	4.03%	\$1,097,010
U.S. Treasuries and Federal Agencies	R J Safekeeping	3130ALGL2	2.14%	2/26/27	1.12%	\$1,909,760
U.S. Treasuries and Federal Agencies	R J Safekeeping	3130AS4F3	2.23%	5/24/27	4.00%	\$1,988,620
U.S. Treasuries and Federal Agencies	R J Safekeeping	3130AT3D7	1.12%	9/16/27	4.50%	\$997,430
U.S. Treasuries and Federal Agencies	R J Safekeeping	3130AV6J6	2.25%	3/13/26	4.50%	\$2,004,700
U.S. Treasuries and Federal Agencies	R J Safekeeping	3130AWAH3	2.25%	6/12/26	4.00%	\$2,001,480
U.S. Treasuries and Federal Agencies	R J Safekeeping	3132XFL89	2.24%	5/1/28	4.40%	\$1,999,160
U.S. Treasuries and Federal Agencies	R J Safekeeping	3132XGUG9	2.23%	6/1/28	4.34%	\$1,991,760
U.S. Treasuries and Federal Agencies	R J Safekeeping	3132XGXA9	2.21%	6/1/28	4.25%	\$1,969,513
U.S. Treasuries and Federal Agencies	R J Safekeeping	3133ENZD5	1.12%	6/22/28	4.47%	\$999,410
U.S. Treasuries and Federal Agencies	R J Safekeeping	3133EPZY4	1.13%	7/30/26	5.00%	\$1,008,500
U.S. Treasuries and Federal Agencies	R J Safekeeping	3133ER3L3	2.25%	2/13/29	4.69%	\$2,001,700
U.S. Treasuries and Federal Agencies	R J Safekeeping	3133ERAK7	2.11%	4/10/29	4.38%	\$1,880,211
U.S. Treasuries and Federal Agencies	R J Safekeeping	3133ETFN2	2.24%	5/5/28	4.14%	\$1,998,880
U.S. Treasuries and Federal Agencies	R J Safekeeping	3134HAGR8	2.23%	8/28/28	4.00%	\$1,991,300
U.S. Treasuries and Federal Agencies	R J Safekeeping	3134HBMK4	1.12%	8/24/28	4.10%	\$999,460
U.S. Treasuries and Federal Agencies	R J Safekeeping	3135G06L2	2.36%	12/18/26	0.88%	\$2,104,938
U.S. Treasuries and Federal Agencies	R J Safekeeping	3136AY6U2	2.62%	11/25/27	3.25%	\$2,335,756
U.S. Treasuries and Federal Agencies	R J Safekeeping	3138LCT54	2.22%	1/1/26	3.10%	\$1,980,700
U.S. Treasuries and Federal Agencies	R J Safekeeping	3138LECC3	2.27%	7/1/26	2.42%	\$2,023,874
U.S. Treasuries and Federal Agencies	R J Safekeeping	3140HTT66	2.22%	5/1/26	3.34%	\$1,977,000
U.S. Treasuries and Federal Agencies	R J Safekeeping	3140J9DG3	1.49%	9/1/28	4.04%	\$1,325,636
U.S. Treasuries and Federal Agencies	R J Safekeeping	3140JAVC9	0.14%	9/1/25	2.98%	\$125,031
U.S. Treasuries and Federal Agencies	R J Safekeeping	3140JB7B6	2.04%	10/1/25	2.95%	\$1,818,236
Local Government Investment Pools	FL FIT	Acct - 9133	6.66%	N/A	4.47%	\$5,931,973
Local Government Investment Pools	FL Star	Acct - 11110	7.95%	N/A	4.30%	\$7,082,078
Local Government Investment Pools	FL Class	Acct - 0001	12.22%	N/A	4.36%	\$10,879,221
Local Government Investment Pools	PMA (FL Safe)	Acct - 0101	6.61%	N/A	4.33%	\$5,890,043
State Board of Administration A	Florida Prime (SBA)	Acct - 1161	3.09%	N/A	4.47%	\$2,756,176
			100.00%			\$ 89,129,140