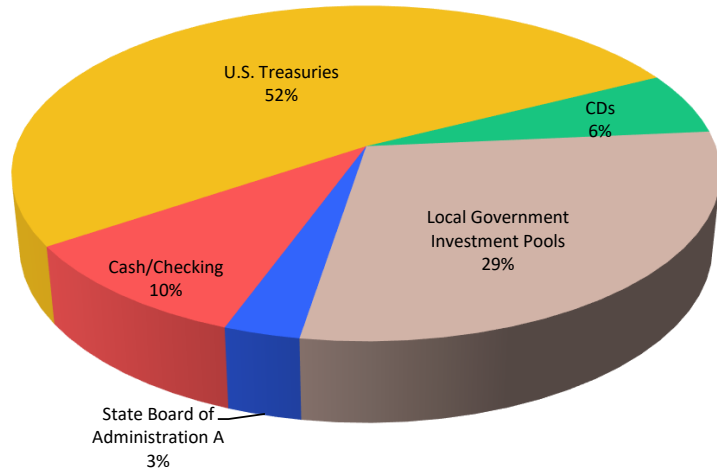


February 2025 Investment Report

Allocation by Investment Type

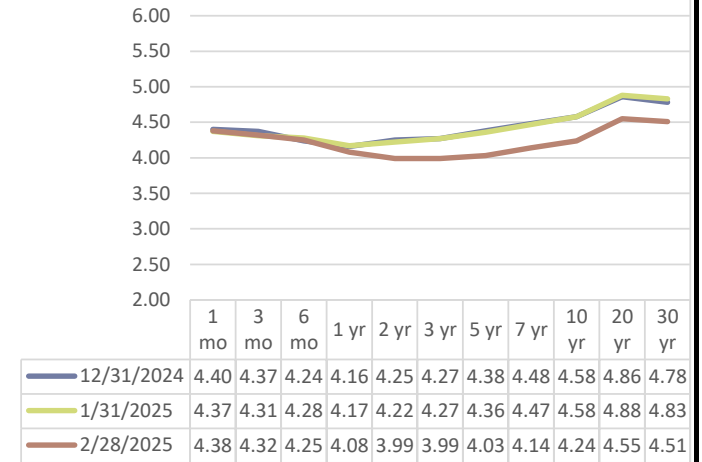


Current Yields as of February 2025

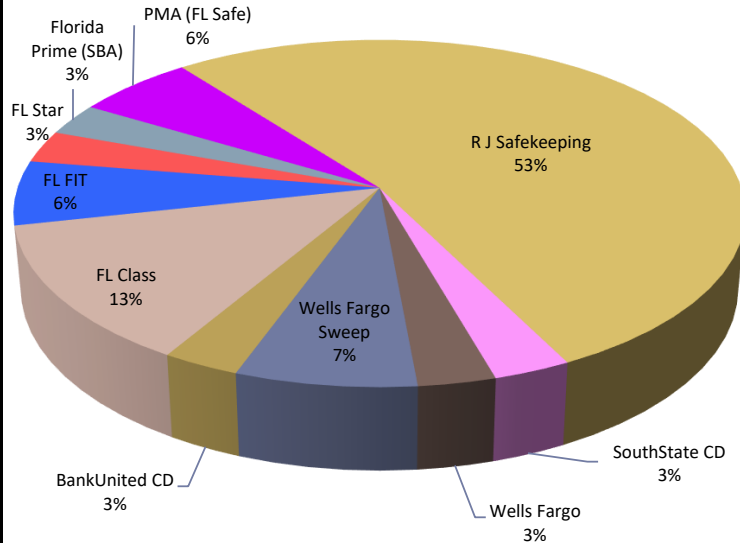
Portfolio : 3.74%

1 Month Treasury : 4.38%
3 Month Treasury : 4.32%
6 Month Treasury : 4.25%
1 Year Treasury : 4.08%
2 Year Treasury : 3.99%
3 Year Treasury : 3.99%
5 Year Treasury : 4.03%
10 Year Treasury : 4.24%
20 Year Treasury : 4.55%

Treasury Yield Curve (Past 3 Months)



Allocation by Financial Institution



Interest/Dividend Detail February 2025

Bank/Firm	Int./Divid.
FL Class	\$43,254
R J Safekeeping	\$40,000
FL FIT	\$27,400
PMA (FL Safe)	\$19,684
Wells Fargo Sweep	\$18,406
R J Safekeeping	\$15,000
R J Safekeeping	\$12,500
R J Safekeeping	\$11,150
R J Safekeeping	\$10,327
FL Star	\$10,092
Florida Prime (SBA)	\$9,413
Other	\$52,257
Accrued-See Detail	\$93,192.74

Upcoming Maturities

03/28/25	R J Safekeeping 3130ASDH9
03/28/25	R J Safekeeping 3133EPER2
04/18/25	SouthState CD CD - 68112
04/18/25	BankUnited CD CD - 4473
04/21/25	R J Safekeeping 3130AN7M6
04/24/25	BankUnited CD CD-3136
04/28/25	R J Safekeeping 3130ARSQ5
05/23/25	R J Safekeeping 3130ANK74
06/01/25	R J Safekeeping 3138LAJS9
06/17/25	SouthState CD CD-3350
06/17/25	R J Safekeeping 3135G04Z3
08/22/25	BankUnited CD CD-3432
09/01/25	R J Safekeeping 3140JAVC9
10/01/25	R J Safekeeping 3140JB7B6
01/01/26	R J Safekeeping 3138LCT54

FEBRUARY
ACCRUED INTEREST DETAIL



	Investment Desc	Accrued
2	Fed Mtg Note (Ray James)	520.83
3	Fed Mtg Note (Ray James)	247.76
4	BankUnited CD	3,811.52
5	Fed Mtg Note (Ray James)	6,744.79
6	BankUnited CD	2,960.81
7	Fed Mtg Note (Ray James)	1,604.17
8	Fed Farm Credit Bank (Ray James)	6,666.66
9	Fed Mtg Note (Ray James)	97.22
11	Fed Mtg Note (Ray James)	416.66
15	Fed Mtg Note (Ray James)	5,166.66
16	Fed Mtg Note (Ray James)	4,166.66
18	Fed Mtg Note (Ray James)	1,302.77
22	BankUnited CD	3,849.60
24	Fed Mtg Note (Ray James)	6,666.66
26	Fed Mtg Note (Ray James)	7,500.00
27	Fed Mtg Note (Ray James)	6,666.66
29	Fed Mtg Note (Ray James)	3,750.00
30	Fed Mtg Note (Ray James)	3,725.00
31	Fed Mtg Note (Ray James)	8,466.66
32	Fed Mtg Note (Ray James)	6,666.66
33	South State CD	7,820.81
34	South State CD	4,374.18
		93,192.74

	% of Invested	In
<u>Policy Maximums</u>	<u>Total</u>	<u>Compliance</u>
95% US Treasury Max	52.0%	Yes
40% Gov't Enterprises Max	0.0%	Yes
75% Local Gov't Invest Pools Max	29.0%	Yes
5% State Board of Admin Max	3.0%	Yes
10% State & Local Gov't Max	0.0%	Yes
40% CD's Max	6.0%	Yes
10% Corporate Debt Max	0.0%	Yes
40% Commercial Paper	0.0%	Yes
10% Repurchase Agreements Max	0.0%	Yes
<u>Individual Security Max</u>		
25% Max in Single Security	6.7%	Yes
<u>Individual Financial Institution Max</u>		
50% Max in any One Institution	13.3%	Yes
(No R J Safekeeping included)		

Current Holdings - Detail



Type	Broker/Dealer	ID	% of Holdings	Maturity	Rate	Balance
Cash	Wells Fargo	4355704495	3.15%	N/A	0.00%	\$3,015,490
Cash	R J Safekeeping	RJ-603D0210	0.00%	N/A	1.55%	\$489
Cash	Wells Fargo Sweep	DDA 435570449	6.69%	N/A	4.23%	\$6,390,699
Certificates of Deposit (QPD's)	BankUnited CD	CD-3136	1.05%	4/24/25	4.78%	\$1,000,000
Certificates of Deposit (QPD's)	BankUnited CD	CD - 4473	1.05%	4/18/25	4.88%	\$1,000,000
Certificates of Deposit (QPD's)	BankUnited CD	CD-3432	1.05%	8/22/25	3.83%	\$1,000,000
Certificates of Deposit (QPD's)	SouthState CD	CD-3350	2.23%	6/17/25	3.78%	\$2,136,181
Certificates of Deposit (QPD's)	SouthState CD	CD - 68112	1.12%	4/18/25	4.75%	\$1,066,506
U.S. Treasuries and Federal Agencies	R J Safekeeping	3130ALGL2	1.97%	2/26/27	1.12%	\$1,887,320
U.S. Treasuries and Federal Agencies	R J Safekeeping	3130AN7M6	1.04%	4/21/25	0.63%	\$995,020
U.S. Treasuries and Federal Agencies	R J Safekeeping	3130ANK74	1.04%	5/23/25	0.50%	\$991,390
U.S. Treasuries and Federal Agencies	R J Safekeeping	3130ARSQ5	2.09%	4/28/25	4.00%	\$1,998,660
U.S. Treasuries and Federal Agencies	R J Safekeeping	3130AS4F3	2.08%	5/24/27	4.00%	\$1,986,580
U.S. Treasuries and Federal Agencies	R J Safekeeping	3130ASDH9	2.09%	3/28/25	3.10%	\$1,998,260
U.S. Treasuries and Federal Agencies	R J Safekeeping	3130AT3D7	1.05%	9/16/27	4.50%	\$999,870
U.S. Treasuries and Federal Agencies	R J Safekeeping	3130AV6J6	2.10%	3/13/26	4.50%	\$2,006,880
U.S. Treasuries and Federal Agencies	R J Safekeeping	3130AWAH3	2.09%	6/12/26	4.00%	\$1,996,740
U.S. Treasuries and Federal Agencies	R J Safekeeping	3130BOSH3	2.09%	4/9/26	5.08%	\$2,001,560
U.S. Treasuries and Federal Agencies	R J Safekeeping	3132XGUG9	2.08%	6/1/28	4.34%	\$1,988,680
U.S. Treasuries and Federal Agencies	R J Safekeeping	3132XGXA9	2.06%	6/1/28	4.25%	\$1,971,615
U.S. Treasuries and Federal Agencies	R J Safekeeping	3133ENZD5	1.04%	6/22/28	4.47%	\$998,350
U.S. Treasuries and Federal Agencies	R J Safekeeping	3133EPER2	2.09%	3/28/25	4.00%	\$1,999,440
U.S. Treasuries and Federal Agencies	R J Safekeeping	3133EPZY4	1.06%	7/30/26	5.00%	\$1,011,970
U.S. Treasuries and Federal Agencies	R J Safekeeping	3133ER3L3	2.09%	2/13/29	4.69%	\$1,999,200
U.S. Treasuries and Federal Agencies	R J Safekeeping	3133 ERAK7	1.96%	4/10/29	4.38%	\$1,871,331
U.S. Treasuries and Federal Agencies	R J Safekeeping	3134HAGR8	2.07%	8/28/28	4.00%	\$1,978,340
U.S. Treasuries and Federal Agencies	R J Safekeeping	3135G04Z3	1.03%	6/17/25	0.50%	\$988,900
U.S. Treasuries and Federal Agencies	R J Safekeeping	3135G06L2	2.17%	12/18/26	0.88%	\$2,077,966
U.S. Treasuries and Federal Agencies	R J Safekeeping	3136AY6U2	2.44%	11/25/27	3.20%	\$2,328,405
U.S. Treasuries and Federal Agencies	R J Safekeeping	3138LAJS9	2.04%	6/1/25	2.60%	\$1,953,682
U.S. Treasuries and Federal Agencies	R J Safekeeping	3138LCT54	2.07%	1/1/26	3.10%	\$1,975,040
U.S. Treasuries and Federal Agencies	R J Safekeeping	3138LECC3	2.10%	7/1/26	2.42%	\$2,009,536
U.S. Treasuries and Federal Agencies	R J Safekeeping	3140HTT66	2.06%	5/1/26	3.34%	\$1,971,120
U.S. Treasuries and Federal Agencies	R J Safekeeping	3140J9DG3	1.39%	9/1/28	4.04%	\$1,324,577
U.S. Treasuries and Federal Agencies	R J Safekeeping	3140JAVC9	0.54%	9/1/25	2.98%	\$511,987
U.S. Treasuries and Federal Agencies	R J Safekeeping	3140JB7B6	4.27%	10/1/25	2.92%	\$4,081,013
Local Government Investment Pools	FL FIT	Acct - 9133	6.11%	N/A	4.56%	\$5,843,655
Local Government Investment Pools	FL Star	Acct - 11110	3.15%	N/A	4.40%	\$3,012,712
Local Government Investment Pools	FL Class	Acct - 0001	13.29%	N/A	4.48%	\$12,692,874
Local Government Investment Pools	PMA (FL Safe)	Acct - 0101	6.07%	N/A	4.51%	\$5,804,986
State Board of Administration A	Florida Prime (SBA)	Acct - 1161	2.84%	N/A	4.57%	\$2,715,239
			100.00%			\$ 95,582,262