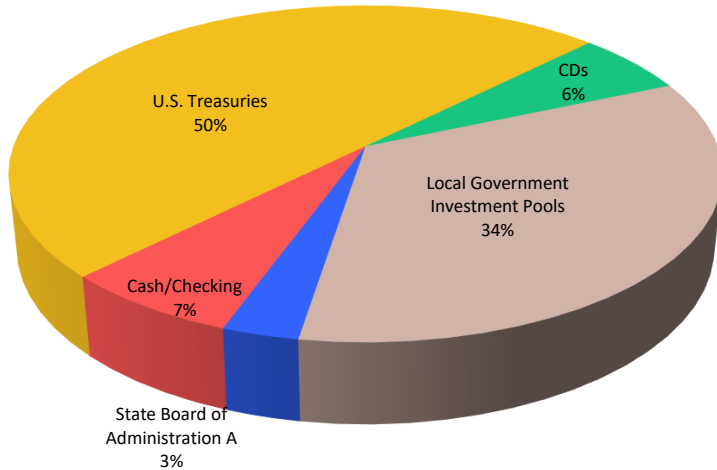


May 2024 Investment Report

Allocation by Investment Type

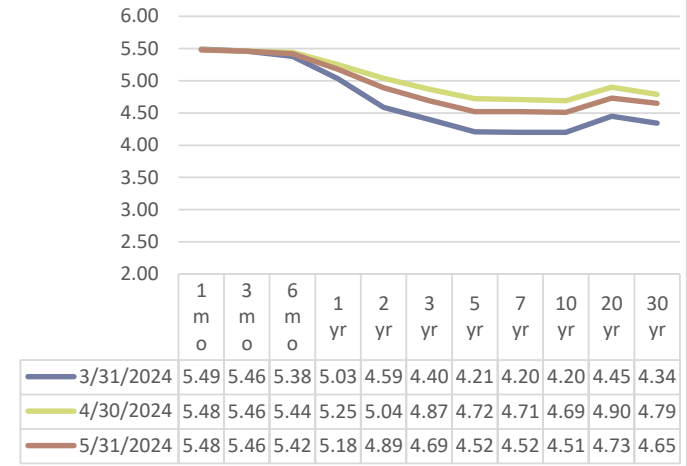


Current Yields as of May 2024

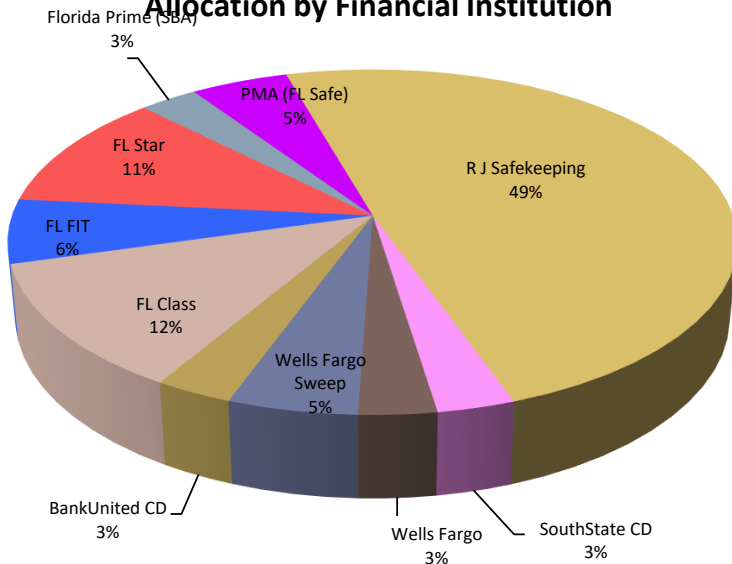
Portfolio : 4.03%

1 Month Treasury : 5.48%
3 Month Treasury : 5.46%
6 Month Treasury : 5.42%
1 Year Treasury : 5.18%
2 Year Treasury : 4.89%
3 Year Treasury : 4.69%
5 Year Treasury : 4.52%
10 Year Treasury : 4.51%
20 Year Treasury : 4.73%

Treasury Yield Curve (Past 3 Months)



Allocation by Financial Institution



Interest/Dividend Detail May 2024

<u>Bank/Firm</u>	<u>Int./Divid.</u>
FL Class	\$55,548
FL Star	\$53,116
PMA (FL Safe)	\$26,492
FL FIT	\$19,811
Florida Prime (SBA)	\$12,118
Wells Fargo Sweep	\$11,077
R J Safekeeping	\$10,105
R J Safekeeping	\$7,233
R J Safekeeping	\$6,513
R J Safekeeping	\$5,567
R J Safekeeping	\$5,167
Other	\$25,357
Accrued-See Detail	\$102,863.74

Upcoming Maturities

07/15/24	R J Safekeeping 3135GAC90
07/17/24	BankUnited CD CD - 4473
07/25/24	R J Safekeeping 3136AXVB8
09/12/24	SouthState CD CD - 68112
11/17/24	SouthState CD CD-3350
11/22/24	BankUnited CD CD-13432
11/25/24	R J Safekeeping 3136AY6S7
01/27/25	R J Safekeeping 3130AQMR1
02/10/25	R J Safekeeping 3133EMZ70
02/25/25	R J Safekeeping 3130AQSJ3
02/28/25	R J Safekeeping 3130AQY98
03/28/25	R J Safekeeping 3130ASDH9
03/28/25	R J Safekeeping 3133EPER2
04/21/25	R J Safekeeping 3130AN7M6
04/24/25	BankUnited CD CD-13136

MAY
ACCRUED INTEREST DETAIL



	Investment Desc	Accrued
2	Fed Mtg Note (Ray James)	520.83
3	Fed Mtg Note (Ray James)	1,858.32
4	BankUnited CD	4,070.90
5	Fed Mtg Note (Ray James)	208.34
6	BankUnited CD	4,564.52
7	Fed Mtg Note (Ray James)	1,604.17
9	Fed Mtg Note (Ray James)	416.67
10	Fed Farm Credit Bank (Ray James)	400.00
11	Fed Mtg Note (Ray James)	416.66
12	Fed Mtg Note (Ray James)	1,041.67
13	Fed Mtg Note (Ray James)	2,500.00
14	Fed Mtg Note (Ray James)	2,083.34
15	Fed Mtg Note (Ray James)	5,166.66
16	Fed Mtg Note (Ray James)	4,166.66
17	Fed Mtg Note (Ray James)	7,500.00
18	Fed Mtg Note (Ray James)	6,666.68
22	BankUnited CD	4,303.08
24	Fed Mtg Note (Ray James)	6,666.66
26	Fed Mtg Note (Ray James)	7,500.00
27	Fed Mtg Note (Ray James)	6,666.66
29	Fed Mtg Note (Ray James)	3,750.00
30	Fed Mtg Note (Ray James)	3,725.00
31	Fed Mtg Note (Ray James)	8,466.66
32	Fed Mtg Note (Ray James)	6,666.66
33	South State CD	7,960.22
34	South State CD	3,973.38
		102,863.74

	% of Invested	In
<u>Policy Maximums</u>	<u>Total</u>	<u>Compliance</u>
95% US Treasury Max	50.0%	Yes
40% Gov't Enterprises Max	0.0%	Yes
75% Local Gov't Invest Pools Max	34.0%	Yes
5% State Board of Admin Max	3.0%	Yes
10% State & Local Gov't Max	0.0%	Yes
40% CD's Max	6.0%	Yes
10% Corporate Debt Max	0.0%	Yes
40% Commercial Paper	0.0%	Yes
10% Repurchase Agreements Max	0.0%	Yes
<u>Individual Security Max</u>		
25% Max in Single Security	4.9%	Yes
<u>Individual Financial Institution Max</u>		
50% Max in any One Institution	11.9%	Yes
(No R J Safekeeping included)		

Current Holdings - Detail



Type	Broker/Dealer	ID	% of Holdings	Maturity	Rate	Balance
Cash	Wells Fargo	4355704495	2.93%	N/A	0.00%	\$3,019,741
Cash	R J Safekeeping	RJ-603D0210	0.00%	N/A	2.25%	\$973
Cash	Wells Fargo Sweep	DDA 435570449	4.89%	N/A	5.19%	\$5,042,174
Certificates of Deposit (QPD's)	BankUnited CD	CD-13136	0.97%	4/24/25	4.78%	\$1,000,000
Certificates of Deposit (QPD's)	BankUnited CD	CD - 4473	0.97%	7/17/24	4.88%	\$1,000,000
Certificates of Deposit (QPD's)	BankUnited CD	CD-13432	0.97%	11/22/24	5.24%	\$1,000,000
Certificates of Deposit (QPD's)	SouthState CD	CD-3350	2.01%	11/17/24	5.00%	\$2,075,342
Certificates of Deposit (QPD's)	SouthState CD	CD - 68112	1.00%	9/12/24	5.00%	\$1,036,280
U.S. Treasuries and Federal Agencies	R J Safekeeping	3136AY6S7	1.28%	11/25/24	2.56%	\$1,317,274
U.S. Treasuries and Federal Agencies	R J Safekeeping	3140HTT66	1.87%	5/1/26	3.34%	\$1,925,860
U.S. Treasuries and Federal Agencies	R J Safekeeping	3130AN7M6	0.93%	4/21/25	0.63%	\$960,640
U.S. Treasuries and Federal Agencies	R J Safekeeping	3130ANK74	0.93%	5/23/25	0.50%	\$955,730
U.S. Treasuries and Federal Agencies	R J Safekeeping	3133EMZ70	0.94%	2/10/25	0.48%	\$967,640
U.S. Treasuries and Federal Agencies	R J Safekeeping	3130ALGL2	1.76%	2/26/27	1.12%	\$1,812,260
U.S. Treasuries and Federal Agencies	R J Safekeeping	3135G04Z3	0.92%	6/17/25	0.50%	\$953,590
U.S. Treasuries and Federal Agencies	R J Safekeeping	3135GAC90	0.96%	7/15/24	0.25%	\$993,920
U.S. Treasuries and Federal Agencies	R J Safekeeping	3130AQMR1	0.94%	1/27/25	1.25%	\$974,630
U.S. Treasuries and Federal Agencies	R J Safekeeping	3130AQSI3	0.95%	2/25/25	3.00%	\$983,420
U.S. Treasuries and Federal Agencies	R J Safekeeping	3130AQY98	0.95%	2/28/25	2.50%	\$979,790
U.S. Treasuries and Federal Agencies	R J Safekeeping	3130ARSQ5	1.92%	4/28/25	4.00%	\$1,979,140
U.S. Treasuries and Federal Agencies	R J Safekeeping	3135G06L2	1.93%	12/18/26	0.88%	\$1,993,442
U.S. Treasuries and Federal Agencies	R J Safekeeping	3130ASDH9	1.91%	3/28/25	3.10%	\$1,966,140
U.S. Treasuries and Federal Agencies	R J Safekeeping	3130AT3D7	0.95%	9/16/27	4.50%	\$983,560
U.S. Treasuries and Federal Agencies	R J Safekeeping	3133ENZD5	0.95%	6/22/28	4.47%	\$981,970
U.S. Treasuries and Federal Agencies	R J Safekeeping	3138LECC3	1.89%	7/1/26	2.42%	\$1,950,841
U.S. Treasuries and Federal Agencies	R J Safekeeping	3136AY6U2	2.28%	11/25/27	3.20%	\$2,348,061
U.S. Treasuries and Federal Agencies	R J Safekeeping	3130B0SH3	1.93%	4/9/26	5.08%	\$1,992,960
U.S. Treasuries and Federal Agencies	R J Safekeeping	3140JAVC9	1.91%	9/1/25	3.00%	\$1,972,129
U.S. Treasuries and Federal Agencies	R J Safekeeping	3130ASRK7	1.94%	1/26/26	4.50%	\$1,996,220
U.S. Treasuries and Federal Agencies	R J Safekeeping	3133EPZY4	0.97%	7/30/26	5.00%	\$1,002,560
U.S. Treasuries and Federal Agencies	R J Safekeeping	3130ASZZ5	1.93%	8/28/25	4.00%	\$1,989,520
U.S. Treasuries and Federal Agencies	R J Safekeeping	3136AXVB8	0.83%	7/25/24	2.51%	\$853,323
U.S. Treasuries and Federal Agencies	R J Safekeeping	3136BQCR8	0.93%	7/25/28	4.55%	\$961,186
U.S. Treasuries and Federal Agencies	R J Safekeeping	3138LCT54	1.87%	1/1/26	3.10%	\$1,929,860
U.S. Treasuries and Federal Agencies	R J Safekeeping	3133EPER2	1.92%	3/28/25	4.00%	\$1,981,420
U.S. Treasuries and Federal Agencies	R J Safekeeping	3138LAJS9	1.90%	6/1/25	2.60%	\$1,955,795
U.S. Treasuries and Federal Agencies	R J Safekeeping	3130AV6J6	1.92%	3/13/26	4.50%	\$1,985,380
U.S. Treasuries and Federal Agencies	R J Safekeeping	3130AWAH3	1.91%	6/12/26	4.00%	\$1,967,680
U.S. Treasuries and Federal Agencies	R J Safekeeping	3132XGUG9	1.88%	6/1/28	4.34%	\$1,939,120
U.S. Treasuries and Federal Agencies	R J Safekeeping	3140JB7B6	3.92%	10/1/25	2.92%	\$4,041,084
Local Government Investment Pools	FL FIT	Acct - 9133	5.89%	N/A	5.45%	\$6,070,441
Local Government Investment Pools	FL Star	Acct - 11110	11.41%	N/A	5.34%	\$11,773,493
Local Government Investment Pools	FL Class	Acct - 0001	11.86%	N/A	5.38%	\$12,229,916
Local Government Investment Pools	PMA (FL Safe)	Acct - 0101	4.55%	N/A	5.36%	\$4,690,621
State Board of Administration A	Florida Prime (SBA)	Acct - 1161	2.53%	N/A	5.48%	\$2,614,598
			100.00%			\$ 103,149,724